

2022 PDATF REPORT CARD SNAPSHOT

SAN DIEGO COUNTY

Unintentional Fentanyl-Caused Deaths, 2017 - 2021



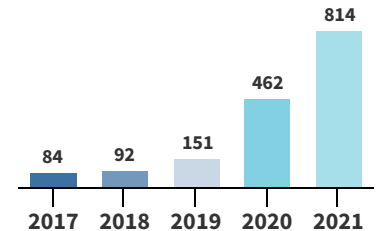
**9 out of 10 (93%)
opioid-related
deaths were due to
fentanyl**



869% increase

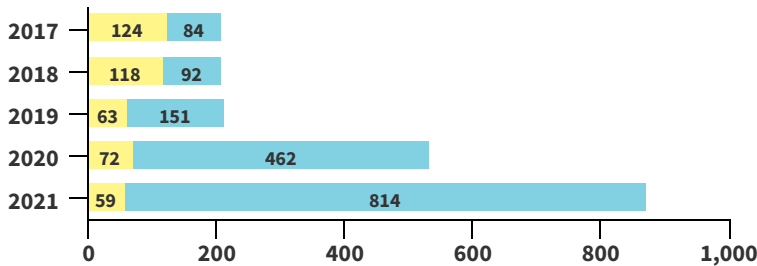
in unintentional fentanyl-caused deaths between 2017 (84 deaths) to 2021 (814 deaths)

Number of Unintentional Fentanyl Caused Deaths in San Diego County 2017- 2021



Unintentional Prescription Opioid-Caused Deaths vs. Fentanyl-Caused Deaths, 2017 - 2021

- Unintentional Prescription Opioid-Caused Deaths (excluding fentanyl)
- Unintentional Fentanyl-Caused Deaths

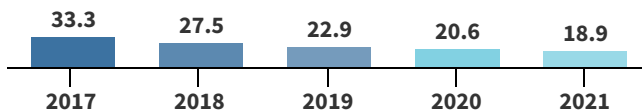


What does this mean?

There has been a **52% decrease** in **unintentional prescription opioid-caused deaths (excluding fentanyl)** between 2017 (124) to 2021 (59).

During that same time, **unintentional fentanyl-caused deaths** have **increased by 869%** between 2017 (84) to 2021 (814).

Number of Dispensed Pills Per County Resident, Opioids, 2017 - 2021



There has been a **44% decrease** in the **annual number of dispensed prescription opioid pills per resident** from 2014 (36.5) to 2021 (20.6).

Pounds of Safely Disposed Medications, 2021

13,049 lbs.

Take Back Events

13,661 lbs.

Sheriff's Department
Collection Boxes

To view the full 2022 PDATF Report Card and access additional information, please visit the www.sdpdatf.org website.